

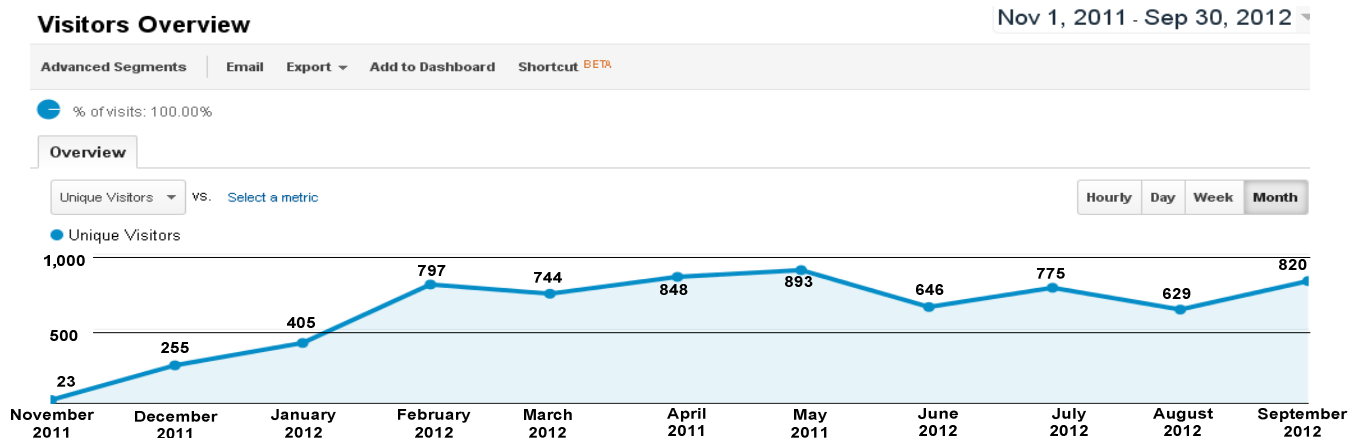
EPEC 2012
Publicity Chair Report
Alexei Botchkarev
October 1, 2012

According to Google Analytics, from December 2011 to October 2012 conference website attracted 5,647 visits which came from 121 countries/territories in the "Unique Visitors" segment.

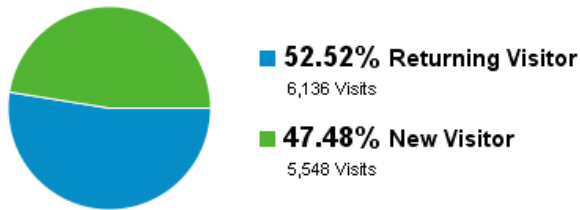
Tools used:

- Conference website: www.ieee.ca/epec12
- IEEE Toronto Section website
- Write-up in IEEE Canada Newsletter – Dec. 2011
- Write-up in IEEE Toronto Section Newsletter – Dec. 2011
- IEEE e-Notice (Canadian subscribers ~ 16,000)
- EPEC 2011 attendees conference mailing list
- The Engineering Technology Listserv (over 4,000 members from all 50 US states and from 52 countries at over 1,000 institutions)
- Third party conference websites:
 - o www.wikicfp.com
 - o www.conference-service.com
 - o <http://conferencealerts.com>
 - o <http://conference.researchbib.com/?eventid=15774>
 - o <http://www.confsearch.org>
 - o <http://www.eurekaalert.org/submit.pubmeeting.php>

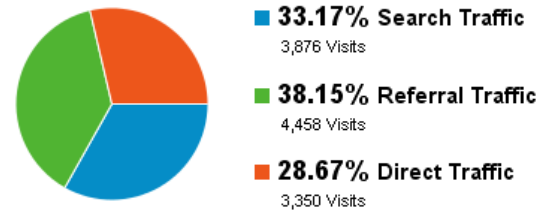
1. Monthly number of unique visitors



2. Total number of visits 11,684.



3. Traffic Sources



4. Geography of visits - by continent

Continent	Visits
1. Americas	5,580
2. Asia	3,910
3. Europe	1,423
4. Africa	522
5. Oceania	178
6. (not set)	71

5. Geography of visits - by country

Conference website was visited by potential attendees from 121 countries/territories.

Top 10 countries:

Country / Territory	Visits
1. Canada	4,611
2. Iran	955
3. United States	709
4. China	618
5. India	580
6. Malaysia	548
7. United Kingdom	284
8. Egypt	214
9. Japan	211
10. South Korea	189

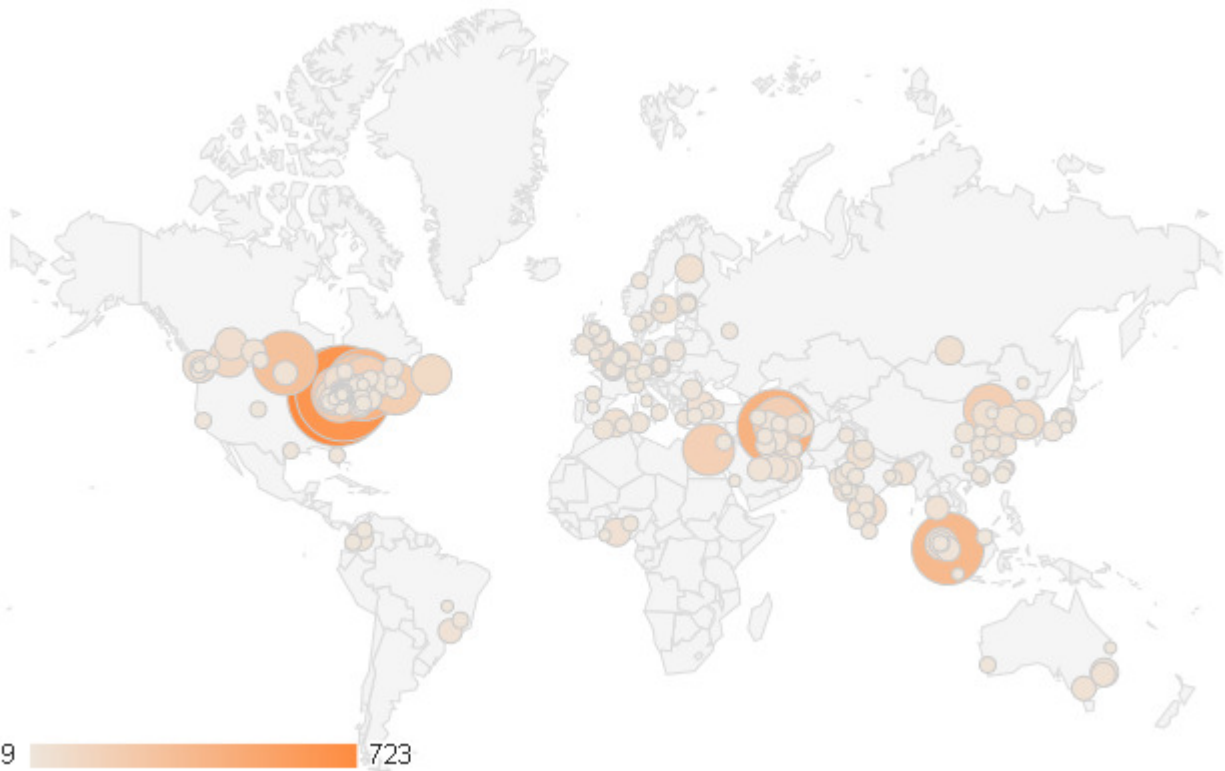
6. Geography of visits - by country

Conference website was visited by potential attendees from 1215 cities.

Top 10 cities:

City	Visits	↓
1. London	723	
2. Toronto	647	
3. Tehran	417	
4. Montreal	393	
5. Johor Bahru	361	
6. Winnipeg	293	
7. Ottawa	242	
8. Waterloo	220	
9. Halifax	195	
10. Beijing	189	

7. Cities Mapped



8. Referral Traffic

	Source	Visits	↓
1.	conferencealerts.com	1,674	
2.	conference-service.com	600	
3.	ieee.org	573	
4.	wikicfp.com	242	
5.	meeting.edu.cn	151	
6.	toronto.ieee.ca	132	
7.	36ohk6dgmcd1n-c.c.yom.mail.yahoo.net	100	
8.	edas.info	94	
9.	london.ieee.ca	77	
10.	conference.researchbib.com	61	
11.	bytematters.com	56	
12.	ieee.ca	56	












9. Visits via Social Referrals

	Social Network	Visits	↓
1.	Facebook	39	
2.	LinkedIn	2	
3.	Twitter	2	

10. Visitors' browsers

Browser	Visits <input type="text" value="Visits"/> ↓	Visits
1.  Internet Explorer	4,121	35.27%
2.  Firefox	3,363	28.78%
3.  Chrome	2,807	24.02%
4.  Safari	994	8.51%
5.  Opera	217	1.86%
6.  IE with Chrome Frame	93	0.80%
7.  Android Browser	55	0.47%
8.  Opera Mini	14	0.12%
9.  Mozilla Compatible Agent	9	0.08%
10.  Mozilla	3	0.03%

11. Visitors' Operating Systems

Operating System	Visits <input type="text" value="Visits"/> ↓	Visits
1.  Windows	10,037	85.90%
2.  Macintosh	1,175	10.06%
3.  Linux	183	1.57%
4.  iOS	84	0.72%
5.  Android	61	0.52%
6.  iPad	53	0.45%
7.  iPhone	31	0.27%
8.  (not set)	20	0.17%
9.  FreeBSD	15	0.13%
10.  BlackBerry	14	0.12%
11.  iPod	6	0.05%